



たしざんを なぞって こたえをかきましょう。



4 + 4 = 8

Tracing guide for 4: stroke 1 is a diagonal line down-right, stroke 2 is a vertical line down. Stroke 1 starts at a red dot, stroke 2 starts at a black dot.

Tracing guide for 8: stroke 1 is a counter-clockwise circle, stroke 2 is a clockwise circle. Stroke 1 starts at a red dot, stroke 2 starts at a black dot.




2 + 3 = 5

Tracing guide for 2: stroke 1 is a curve from top-left to bottom, stroke 2 is a vertical line down. Stroke 1 starts at a red dot, stroke 2 starts at a black dot.

Tracing guide for 3: stroke 1 is a curve from top-left to bottom-right, stroke 2 is a curve from top-right to bottom-left. Stroke 1 starts at a red dot, stroke 2 starts at a black dot.

Tracing guide for 5: stroke 1 is a vertical line down, stroke 2 is a curve from top to bottom. Stroke 1 starts at a red dot, stroke 2 starts at a black dot.




7 + 3 = 10

Tracing guide for 7: stroke 1 is a vertical line down, stroke 2 is a diagonal line down-right. Stroke 1 starts at a red dot, stroke 2 starts at a black dot.

Tracing guide for 3: stroke 1 is a curve from top-left to bottom-right, stroke 2 is a curve from top-right to bottom-left. Stroke 1 starts at a red dot, stroke 2 starts at a black dot.

Tracing guide for 10: stroke 1 is a vertical line down, stroke 2 is a counter-clockwise circle. Stroke 1 starts at a red dot, stroke 2 starts at a black dot.



1 + 5 = 6

Tracing guide for 1: stroke 1 is a vertical line down. Stroke 1 starts at a red dot.

Tracing guide for 6: stroke 1 is a curve from top to bottom, stroke 2 is a vertical line down. Stroke 1 starts at a red dot, stroke 2 starts at a black dot.

Tracing guide for 7: stroke 1 is a vertical line down, stroke 2 is a diagonal line down-right. Stroke 1 starts at a red dot, stroke 2 starts at a black dot.